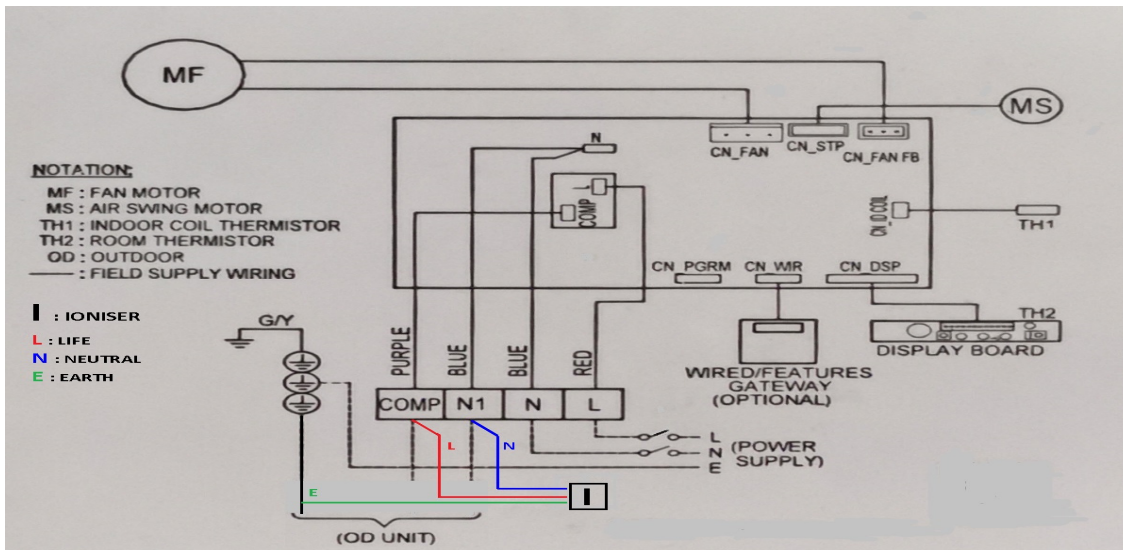


# : - PLASMACLUSTER IONIZER CONNECTION TO AIR CONDITIONER SPLIT UNIT INSTALLATION MANUAL.



1

SPLIT UNIT AIR CONDITIONER



2

IONIZER SET




3

DISMANTLE THE TOP COVER




4


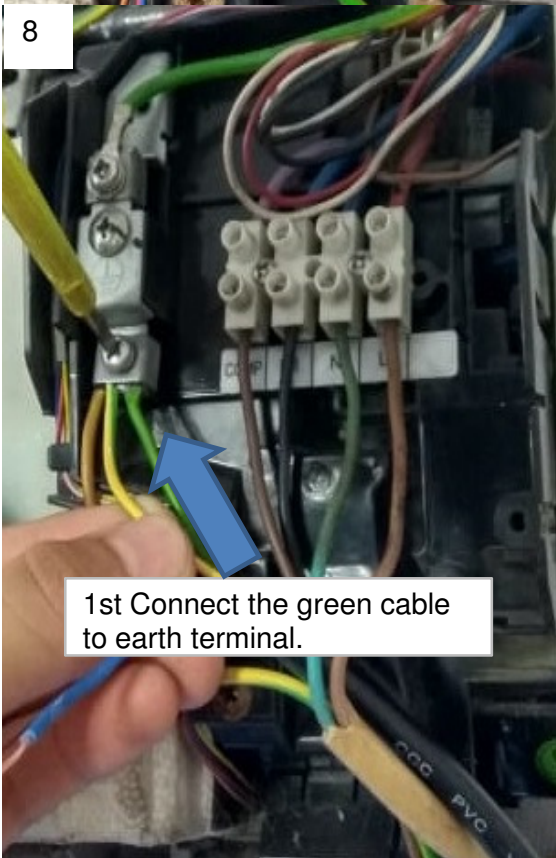




Dismantle the 13amp top plug from the adapter cable.

5




Insert adapter power cable in cable access way.




10

3rd Connect the red cable to compressor terminal life point.



11

After ionizer adapter power supply connected to compressor terminal.



**:- Cover back the Indoor A/C cover, lay cable & placed adapter properly .Fixed ionizer & ON the split unit air conditioner.**

12



13



14



15



16



17

